
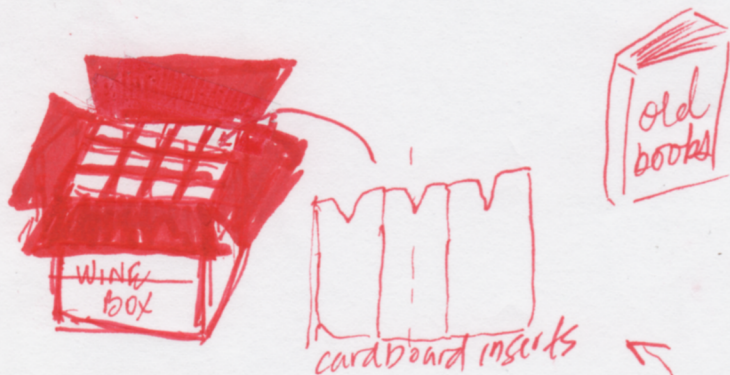


Making Journals


MIDDLE
6-8

cardboard inserts
hole punch (multi-hole punch or binding hole punch)
paper
envelope or index card
Yarn + string
scissors
tape or glue
pictures / collage material

exacto knives
used books
hard cover notebooks
markers



Folded in half to form cover



cut into shape to fit


... as an award...
reward dedicated makers
by giving them a handmade journal
OR... as a project...
have students
make their own
journals using
old books or
cardboard or
unused notebooks

TIP: punch paper & cover together to ensure they line up



COVER personalization

String to make a way to tie the book shut - generate a feeling of personal space



- inside view -



inside back cover

secret pocket