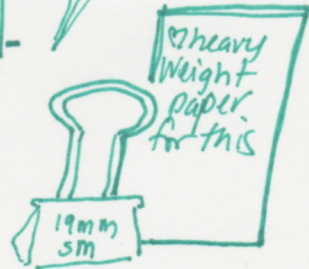



ALL AGES K-12

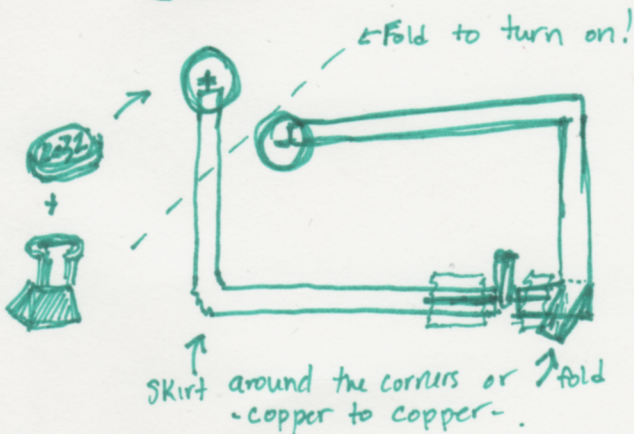
by Ms. Jess @ Lighthouse Creativity Lab.org

Paper CIRCUITS

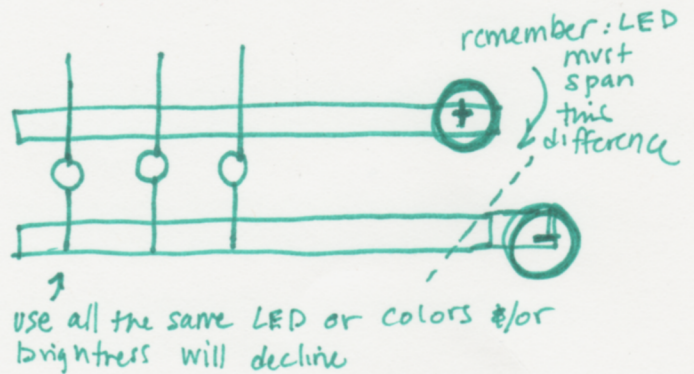
- ← Qtr. inch (cut in half lengthwise) 1/8"
- Copper tape (18 yds apx 18¢)
- Watch battery (2032CR)
- Clear tape
- Scissors
- Binder clip (sm. 19mm)
- LEDs, various
- Cardstock
- Markers



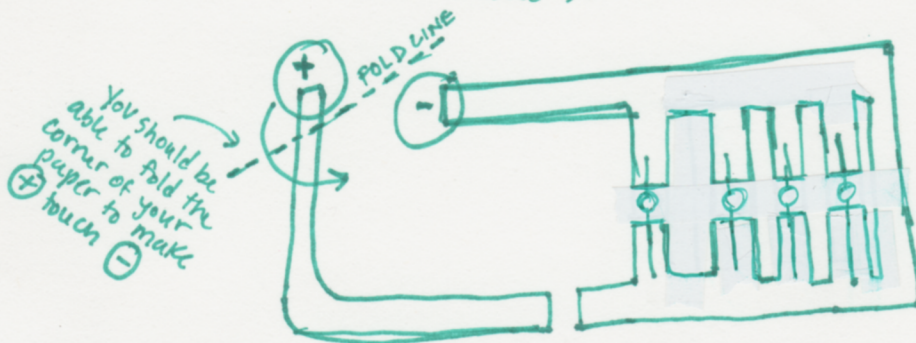
SIMPLE CIRCUIT



PARALLEL CIRCUIT



AND BEYOND LET THERE BE LIGHT!



TIP the good Test



- LED: BATTERY
- = light color
- = power strength
- = it works
- = how to find the positive leg

favorite resource!

HIGH-LOW TECH/MIT
JIE QI's Paper Circuits!

COPPER TAPE ALTERNATIVES



PENS
PAINT
THREAD