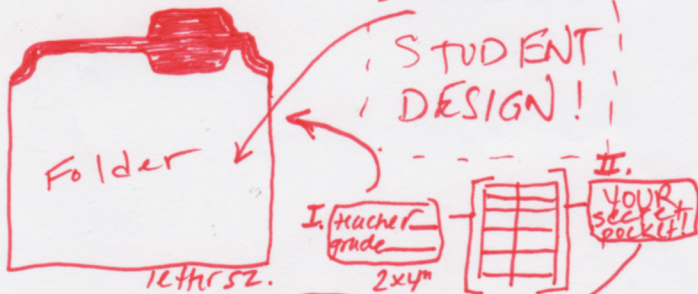


# Making Journals

2nd grade ELEM 2-5th

- multicolored yarn
- 3 brads to hold for binding
- 3 folders per student
- 3x5 in. cardstock (colored + white)
- markers
- SCISSORS (regular & decorative)
- hole punch (tip-binding punch)
- ruler
- glue



- 1. manilla folder
- 1. 1g. envelope

## worksheets

- A. My projects...
- B. Made by...
- C. I like making because... (copy w. back) D on
- D. daily work (left side)

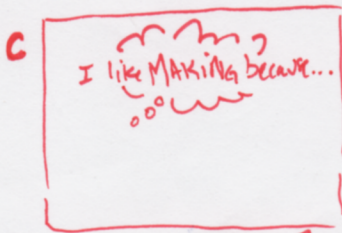

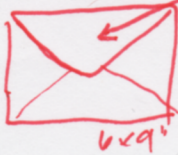
NEW WORDS / HOW THEY WORK  
 D1 list & sketch D2 write & sketch

D1a blank list & sketch D2a blank write & sketch dated landscape



## labels

I. teacher / grade / school

II. Secret pocket

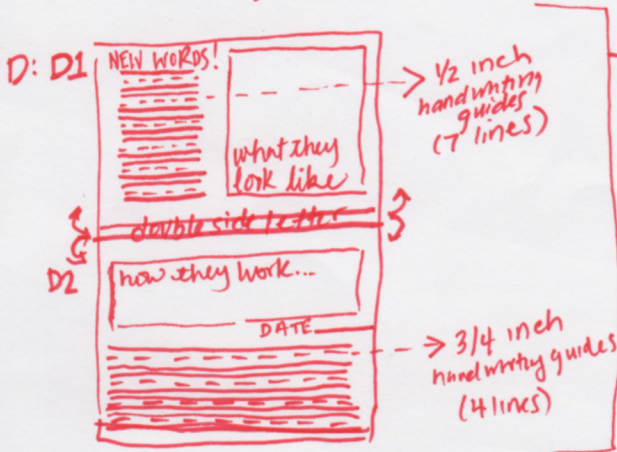


page 2  
 letter sz. envelope to glue  
 (back side, top below D1)

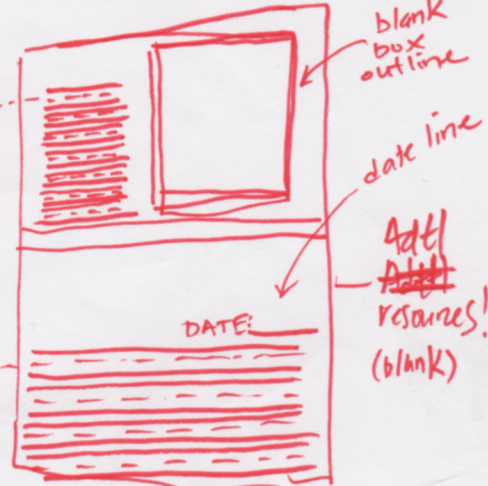


take on of these pieces & tie it to the end of the binding

LIST BRAINSTORM  
 WRITE PRACTICE & SKETCH  
 DRAW  
 EXPLAIN MODEL



x's remaining (or full year) classes for year  
 ↓  
 1/day-class-lesson (7 lines)



add resources! (blank)