


ELEM
2-5th

Making Journals

EXTENSION!

hand-stitched detail



1. Poke Holes in a line with needle or tac



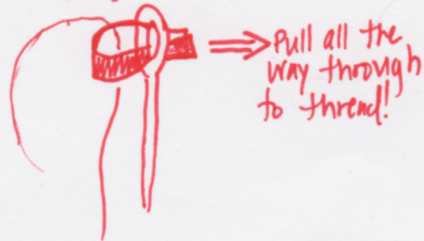
2. SEW!

3. KNOT

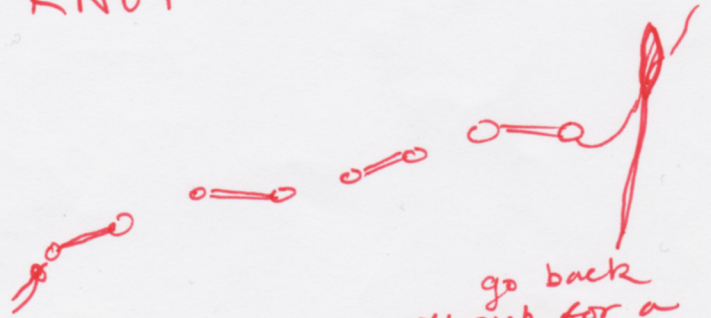
cut small enough that the strips fit this hole



Fold in half & place in eye of needle for easy threading...



Pull all the way through to thread!



go back through for a solid line

OR make up a new stitch

its your journal! do you.

NEW WORDS - SKILLS

INDEX CARD THREADING

